

Description

LED-Sheet Lighting
Single Color

Technical Specifications

LED Power(W)	22W/m
Mounting	3M tape
Lumen output (Lm)	2700K 2025Lm/Sheet 3000K 2100Lm/Sheet 4000K 2285Lm/Sheet
Beam Angle(°)	150°
Power factor	> 0,9
CRI	Ra>90
IP factor	IP20
Input Voltage (Vac)	DC24V
Cutttable (min.)	each LED segment
LED type	SMD2835
Current (A/m)	0,65A(24V)
Number of LEDs/meter	420pcs/sheet
Applications	Indoor
Working Temperature	-20° +45°
LB-Standard	L70B10 50000Hr
Warranty:	5 year
Dimmable	PWM Controlled
Dimensions Lxbxh (mm)	503,5x235mm
Packing	5pc sheets

Applications: Functional Lighting, Hall, Showrooms, Shops....



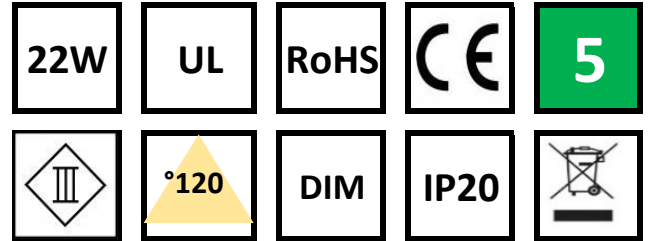
08/2024

available in:

2700K
3000K
4000K

Article No.

0190-022-2700
0190-022-3000
0190-022-4000



Durable – Delightfull – LED